

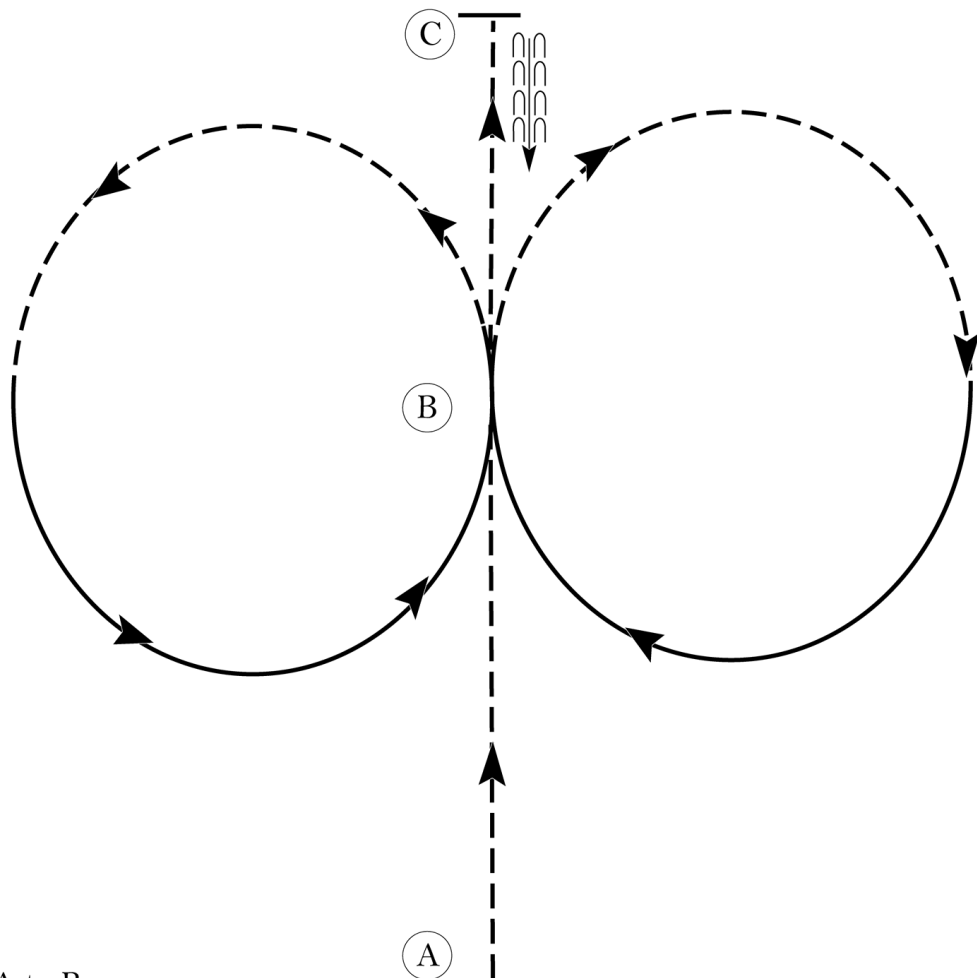
NY State Fair AQHA Show

Hunt Seat Equitation (All Level 1, 13 and under)

Show Date: 08/23-24/2018

w w w . H o r s e S h o w P a t t e r n s . c o m

w w w . H o r s e S h o w P a t t e r n s . c o m



1. Sitting trot A to B
2. At B posting trot on the left diagonal in a half circle.
3. Canter on the right lead back to B. .
4. Posting trot on the right diagonal in a half circle.
5. Canter on the left lead back to B.
6. Sitting trot to C.
7. Stop at C and back approximately one horse length.

Exit at a sitting trot.

Walk	-----
Trot	- - - - -
Extended Trot	-----
Canter	=====
Leg Yield	
Lead Change	↘ ↙
Back	← ← ← ← ←
Marker	⊙ B
Sidepass	← - - - - ←
Hand Gallop	-----

[HSE/2-21]

Pattern Provided by:

Judges

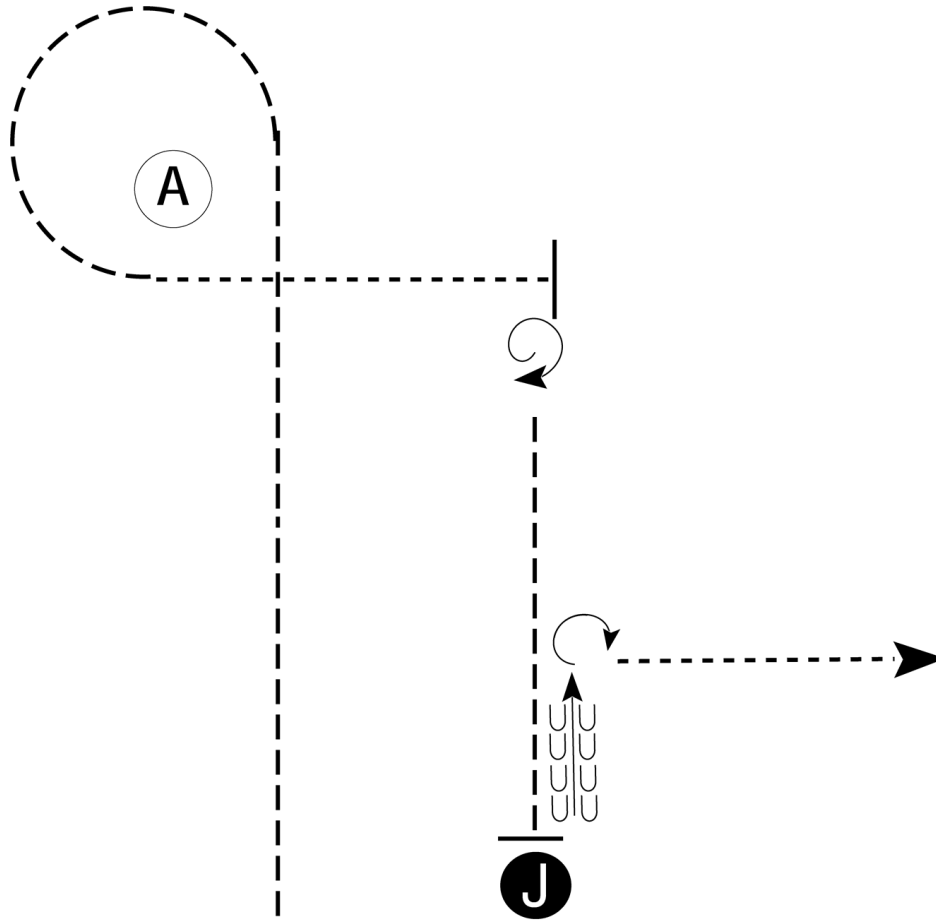
NY State Fair AQHA Show

Showmanship (Amateur, Select, Youth 14-18)

Show Date: 08/23-24/2018

w w w . H o r s e S h o w P a t t e r n s . c o m

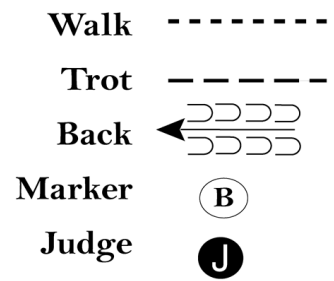
w w w . H o r s e S h o w P a t t e r n s . c o m



Be ready even with judge.

1. Trot to and around A.
2. Walk from A until even with judge.
3. Stop and perform a 450 degree turn.
4. Trot to judge.
5. Stop and set up for inspection.
6. When dismissed, back approximately 2 horse lengths.
7. Perform a 270 degree turn.
8. Walk straight away from judge.

Follow the instructions of your ring steward.



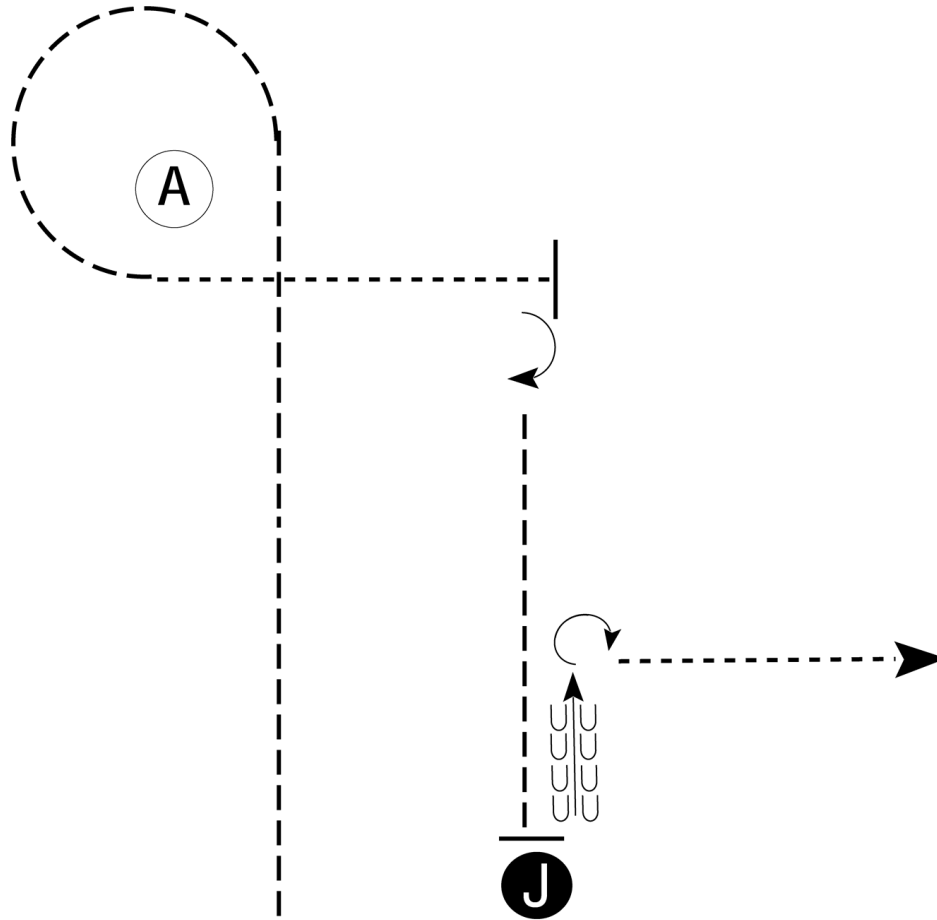
[S/3-76]

Pattern Provided by:
Judges

NY State Fair AQHA Show

Showmanship (All Level 1, youth 13 and under)

Show Date: 08/23-24/2018



Be ready even with judge.

1. Trot to and around A.
2. Walk from A until even with judge.
3. Stop and perform a 90 degree turn.
4. Trot to judge.
5. Stop and set up for inspection.
6. When dismissed, back approximately 2 horse lengths.
7. Perform a 270 degree turn.
8. Walk straight away from judge.

Follow the instructions of your ring steward.

Walk	-----
Trot	- - - - -
Back	← ← ← ← ←
Marker	Ⓚ
Judge	ⓐ

[S/2-76]

Pattern Provided by:

Judges

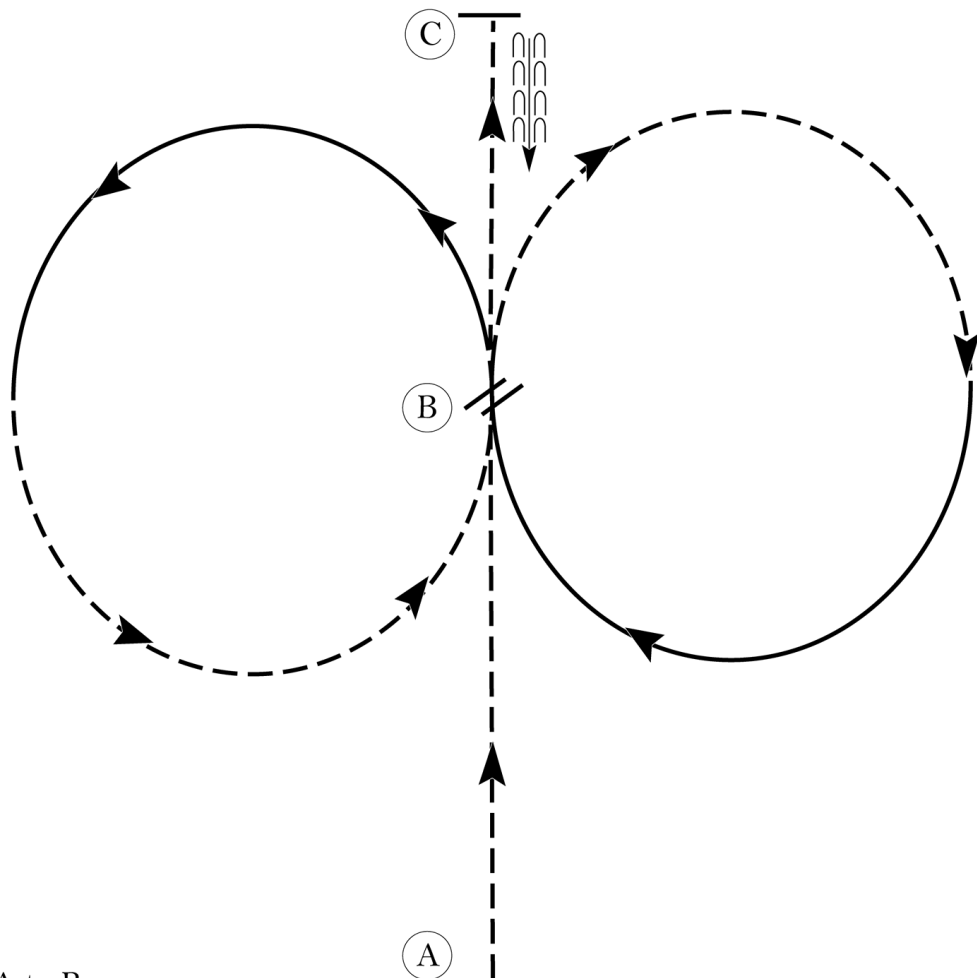
NY State Fair AQHA Show

Hunt Seat Equitation (Amateur, Select, Youth 14-18)

Show Date: 08/23-24/2018

www.HorseShowPatterns.com

www.HorseShowPatterns.com



1. Sitting trot A to B
2. At B posting trot on the left diagonal in a half circle.
3. Canter on the right lead back to B.
4. Change leads at B and canter on the left lead in a half circle.
5. Posting trot on the right diagonal back to B.
6. Sitting trot to C.
7. Stop at C and back approximately one horse length.

Exit at a sitting trot.

Walk	-----
Trot	- - - - -
Extended Trot	— — — — —
Canter	—————
Leg Yield	
Lead Change	↙ ↘
Back	← ← ← ← ←
Marker	⊙ B
Sidepass	← — — — — ←
Hand Gallop	— — — — —

[HSE/3-21]

Pattern Provided by:

Judges

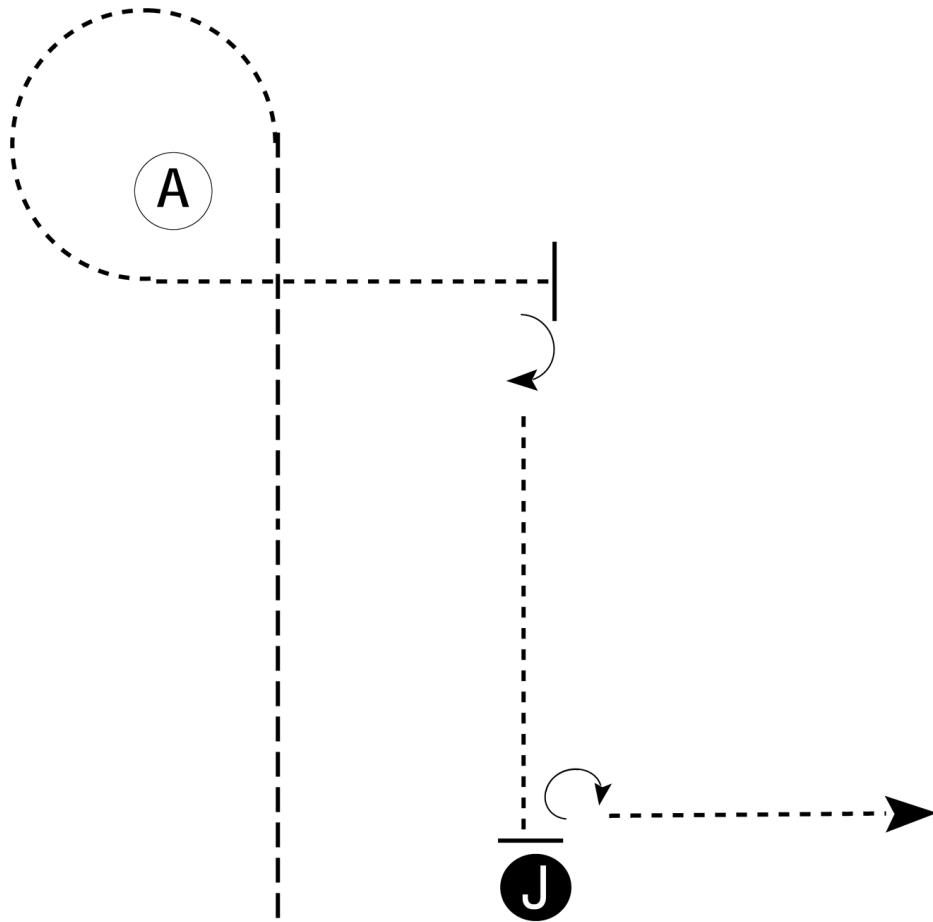
NY State Fair AQHA Show

Showmanship (Small Fry)

Show Date: 08/23-24/2018

w w w . H o r s e S h o w P a t t e r n s . c o m

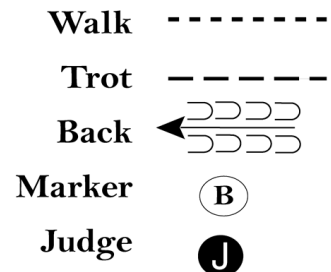
w w w . H o r s e S h o w P a t t e r n s . c o m



Be ready even with judge.

1. Trot to A.
2. Walk around A and until even with judge.
3. Stop and perform a 90 degree turn.
4. Walk to judge.
5. Stop and set up for inspection.
6. When dismissed, perform a 270 degree turn.
7. Walk straight away from judge.

Follow the instructions of your ring steward.



[S/WT-76]

Pattern Provided by:

Judges

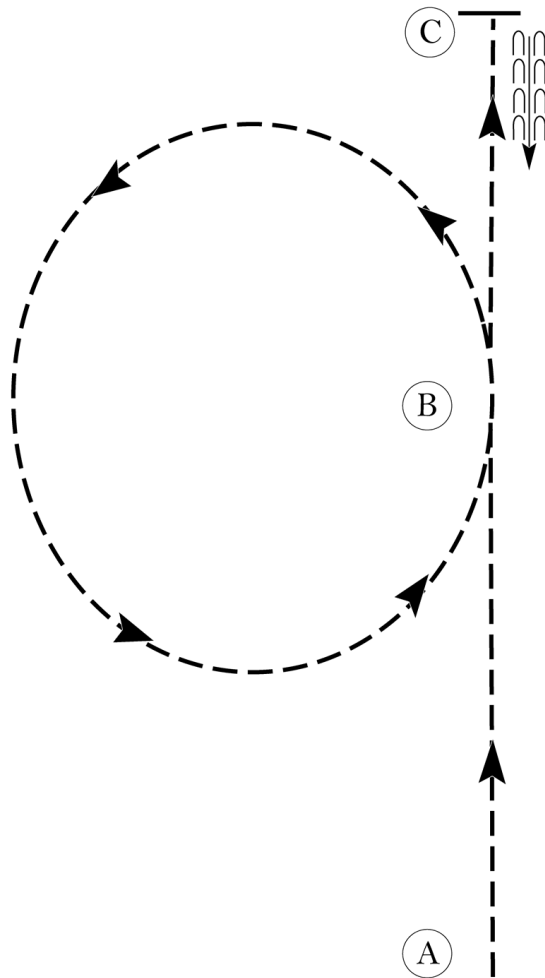
NY State Fair AQHA Show

Hunt Seat Equitation (Small Fry and Level 1 Walk Trot)

Show Date: 08/23-24/2018

w w w . H o r s e S h o w P a t t e r n s . c o m

w w w . H o r s e S h o w P a t t e r n s . c o m



1. Posting trot on the left diagonal from A to B.
2. At B posting trot a circle to the left on the right diagonal.
3. Sitting trot to C.
4. Stop at C and back approximately one horse length.

Exit at a sitting trot.

Walk	-----
Trot	- - - - -
Extended Trot	— — — — —
Canter	—————
Leg Yield	
Lead Change	— / —
Back	← ← ← ← ←
Marker	⊙ B
Sidepass	← - - - - ←
Hand Gallop	— — — — —

[HSE/WT-21]

Pattern Provided by:

Judges

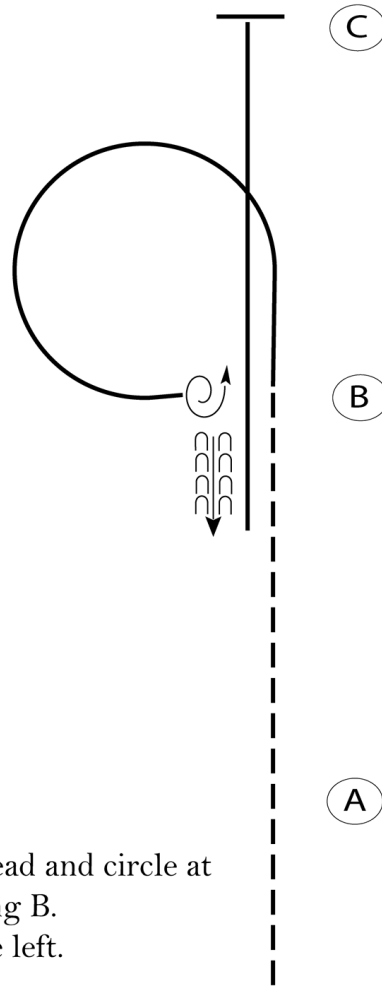
NY State Fair AQHA Show

Western Horsemanship (Level 1, 13 and under)

Show Date: 08/23-24/2018

www.HorseShowPatterns.com

www.HorseShowPatterns.com



Begin before A at a jog.

1. Jog from A to B.
2. At B, lope on the left lead and circle at B as shown. Stop facing B.
3. Turn 1 1/4 turn to the left.
4. Back one horse length.
5. Lope on the right lead to C. Stop at C.

Follow the instructions of your ring steward.

Walk	-----
Jog	- - - - -
Extended Jog	- - - - -
Lope	—————
Leg Yield	
Lead Change	— / —
Back	← ← ← ← ←
Marker	⊙ B
Sidepass	← ——— →

[WH/2-17]

Pattern Provided by:

Judges

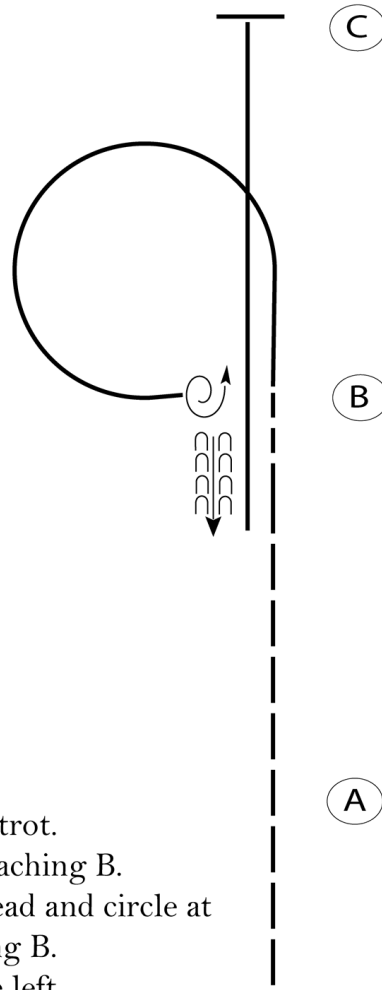
NY State Fair AQHA Show

Western Horsemanship (Amateur, Select, Youth 14-18)

Show Date: 08/23-24/2018

w w w . H o r s e S h o w P a t t e r n s . c o m

w w w . H o r s e S h o w P a t t e r n s . c o m



Begin before A.

1. Pass A at an extended trot.
2. Slow to a jog before reaching B.
3. At B, lope on the left lead and circle at B as shown. Stop facing B.
4. Turn 1 1/4 turn to the left.
5. Back one horse length.
6. Lope on the right lead to C. Stop at C.

Follow the instructions of your ring steward.

- Walk -----
- Jog - - - - -
- Extended Jog - - - - -
- Lope _____
- Leg Yield |||||
- Lead Change /
- Back ← ⊞ ⊞ ⊞
- Marker ⊞
- Sidepass ← ⊞ →

[WH/3-17]

Pattern Provided by:

Judges

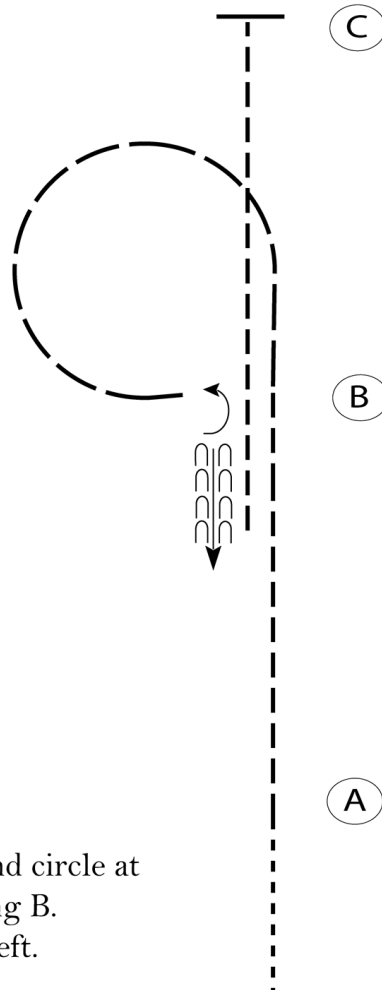
NY State Fair AQHA Show

Western Horsemanship (Small Fry and Level 1 Walk Trot)

Show Date: 08/23-24/2018

w w w . H o r s e S h o w P a t t e r n s . c o m

w w w . H o r s e S h o w P a t t e r n s . c o m



- Begin before A at a walk.
1. Jog from A to B.
 2. At B, extend the jog and circle at B as shown. Stop facing B.
 3. Turn 1/4 turn to the left.
 4. Back one horse length.
 5. Jog to C. Stop at C.

Follow the instructions of your ring steward.

Walk	-----
Jog	- - - - -
Extended Jog	- - - - -
Lope	—————
Leg Yield	
Lead Change	— / —
Back	← ← ← ← ←
Marker	Ⓟ
Sidepass	← — — — — →

[WH/WT-17]

Pattern Provided by:
Judges